



EXAMPLES OF PRESENTATION SLIDES


Listening Practice 

In Pairs:

- Helpful Listening
(5 mins each + 5 mins feedback)








14

Listening and Responding (1) 

- How do I usually listen to others?
- How do I know that I have heard and understood what the other person said?
- How do I like other people to listen and respond to me?

15

EXAMPLES OF DELIVERY NOTES FOR TUTOR

Slide 14	<p>Listening Practice </p> <p>In Pairs:</p> <ul style="list-style-type: none"> • Helpful Listening (5 mins each + 5 mins feedback) 	<p>11.45-13.00</p>  <p>Listening Practice (approx. 20 mins)</p> <p>Helpful Listening</p> <p>5 mins each, 5 mins feedback (pairs)</p> <p>Feedback in whole group.</p>
Slide 15	<p>Listening and Responding (1) </p> <ul style="list-style-type: none"> • How do I usually listen to others? • How do I know that I have heard and understood what the other person said? • How do I like other people to listen and respond to me? 	<p>Listening and Responding Skills (approx. 10 mins)</p>  <p>Discuss in small groups</p> <ul style="list-style-type: none"> • How do I usually listen to others? • How do I know that I have heard and understood what the other person said? • How do I like other people to listen and respond to me? <p>The following are some of the qualities that come across in a good listener:</p> <p>Attentiveness, openness, non-judgmental attitude, hope, supportiveness, empathy. You and your workshop participants may think of others.</p>

Please note that these are examples of formatting. Presentation of some courses may differ, and course outlines for each specific course are available for further inspection.